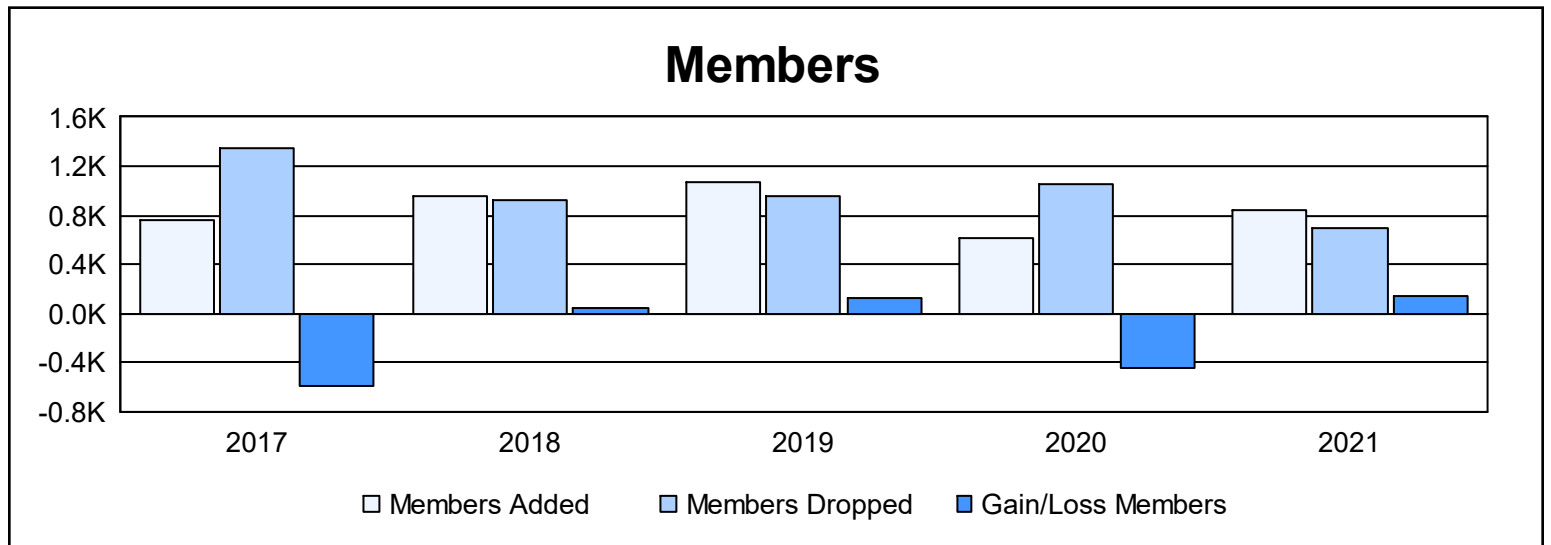
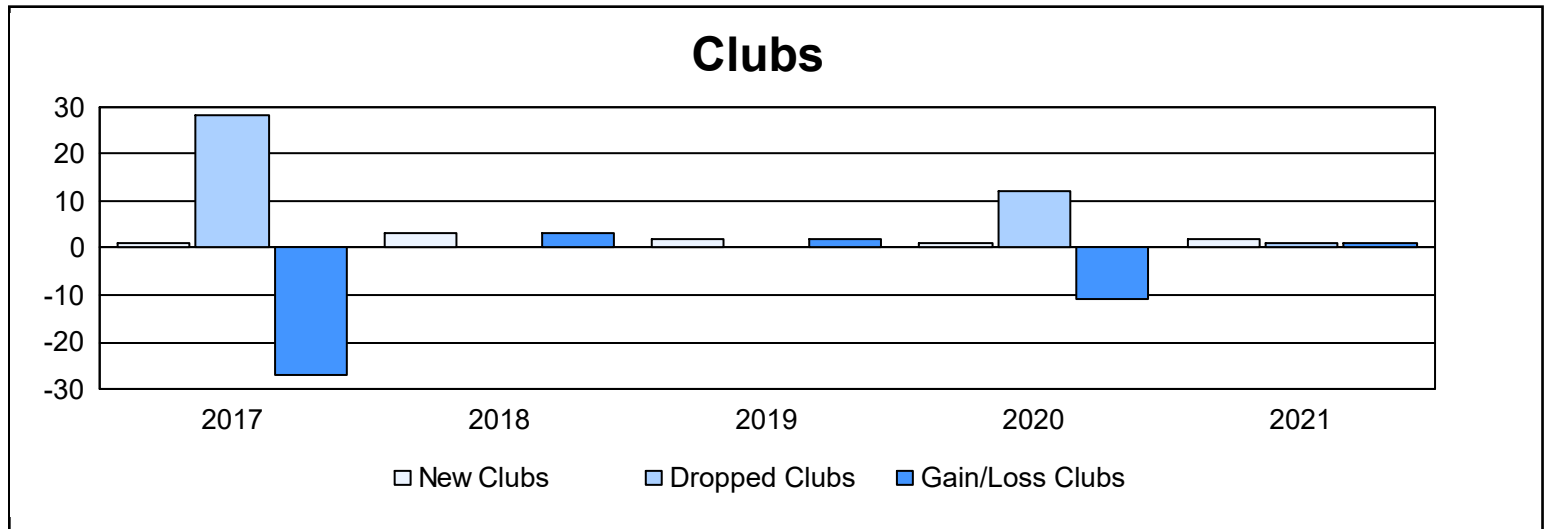
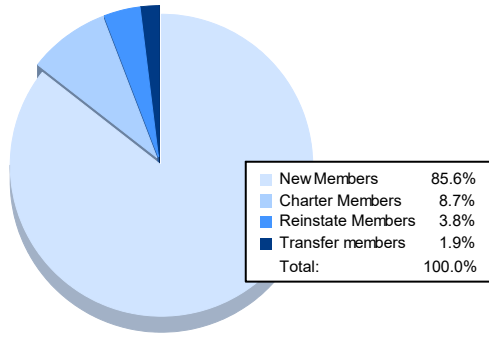


Year	New Clubs	Dropped Clubs	Gain/ Loss Clubs	New Members	Charter Members	Reinstate Members	Transfer Members	Total Member Added	Total Members Dropped	Gain/ Loss Members
2016-2017	1	28	-27	639	57	49	16	761	1,350	-589
2017-2018	3	0	3	815	113	16	18	962	918	44
2018-2019	2	0	2	935	89	28	20	1,072	952	120
2019-2020	1	12	-11	512	40	38	23	613	1,057	-444
2020-2021	2	1	1	721	73	32	16	842	702	140
<b>Average</b>	<b>2</b>	<b>8</b>	<b>-6</b>	<b>724</b>	<b>74</b>	<b>33</b>	<b>19</b>	<b>850</b>	<b>996</b>	<b>-146</b>



### Membership Composition June 2021 Cumulative



### Gender Composition June 2021 Cumulative

